

Market Commentary

Overnight global action:

On 7th Jan 2026, US market delivered a mixed bag performance with S&P500 down by -23.87 pts (-0.34%), Dow Jones down by -465.89 pts (-0.94%) and Nasdaq up by +14.19 pts (0.06%). Gift Nifty declined by -9.5 pts (-0.04%) indicating Indian markets will open negatively. Advance-Decline ratio on NSE was 3246:1543 and on BSE was 2080:2105 which showed balance in the overall markets.

Index Options Data Analysis:

Sensex max call OI is at 85500 max put OI is at 84800 with PCR of 0.7
Nifty max call OI is at 26200 max put OI is at 26100 with PCR of 0.7
Bank Nifty max call OI and put OI both are at 59500 with PCR of 1.04

Securities in Ban for F&O Trade:

SAIL, SAMMAANCAP

Sector Performance:

NIFTY AUTO index grew by 0.58% driven by Bajaj Auto Ltd. (+1.3%) and Eicher Motors Ltd. (+0.8%)

NIFTY FMCG index declined by -0.24% driven by Hindustan Unilever Ltd. (-1%) and United Breweries Ltd. (-1.04%)

NIFTY IT index grew by 0.47% driven by Persistent Systems Ltd. (+4.2%) and Oracle Financial Services Software Ltd. (+3.15%)

NIFTY METAL index grew by 2.63% driven by NMDC Ltd. (+2.7%) and Steel Authority Of India Ltd. (+2.68%)

NIFTY CHEMICALS Index grew by 0.69% driven by Tata Chemicals Ltd. (+3.8%) and Solar Industries India Ltd. (+3.67%)

NIFTY PSU BANK index grew by 0.15% driven by Bank Of Baroda (+1%) and Bank Of India (+0.55%)

NIFTY PRIVATE BANK index grew by 0.45% driven by Yes Bank Ltd. (+3%) and ICICI Bank Ltd. (+1.17%)

NIFTY REALTY index grew by 1.53% driven by Anant Raj Ltd. (+1.1%) and Godrej Properties Ltd. (+0.48%)

NIFTY CONSUMER DURABLES index grew by 1.46% driven by Kalyan Jewellers India Ltd. (+4.1%) and Titan Company Ltd. (+3.93%)

NIFTY OIL & GAS index grew by 1.11% driven by Aegis Logistics Ltd. (+0.4%) and Adani Total Gas Ltd. (+0.2%)

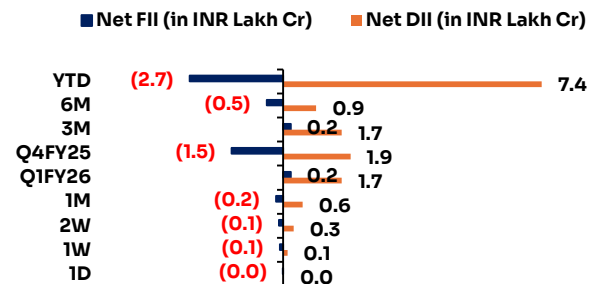
Now listen to the daily market update



Play Now

Fund Flow

	Buy	Sell	Net
FII/FPI	14,664	16,191	-1,528
DII	18,365	15,475	2,889



Indian Indices

	CMP	1D	YTD	P/E x
Gift Nifty	26,189	0.0%	-0.3%	23.7
Sensex 30	84,961	-0.1%	-0.3%	22.2
Nifty 50	26,141	-0.1%	0.0%	23.7
India VIX	10	-0.8%	4.9%	
Nifty Bank	59,991	-0.2%	0.7%	17.7
Nifty Next 50	70,691	0.1%	1.9%	70.7
Nifty 500	24,017	0.0%	0.6%	22.6
Nifty Mid 100	61,425	0.5%	1.6%	31.6
Nifty Small 250	16,816	0.2%	0.8%	28.3
USD/INR	90	0.0%	0.0%	
India 10Y	6.6%			
India 2Y	5.8%			
India 1Y	5.7%			
Bank Rate	5.8%			

Global Indices

	CMP	1D	YTD	P/E x
S&P 500	6,921	-0.3%	1.1%	30.0
Dow Jones	48,996	-0.9%	1.9%	23.7
Nasdaq 100	25,654	0.1%	1.6%	42.1
FTSE 100	10,048	-0.7%	1.2%	15.8
CAC 40	8,234	0.0%	1.0%	24.1
DAX	25,122	0.9%	2.6%	26.2
Nikkei 225	51,606	-0.7%	2.5%	27.5
Hang Seng	26,459	-0.9%	3.2%	12.9
Shanghai Comp	4,086	0.1%	3.0%	18.5
KOSPI	4,605	1.2%	9.4%	22.8
S&P/ASX 200	8,704	0.1%	-0.1%	23.0

Stocks in the News

Wipro Limited (CMP: 266.3, MCap: 279,263, Sector: IT - Software, Valuation: 21.26x FY26 P/E)

Wipro has allotted 33,332 equity shares under the ADS Restricted Stock Unit Plan 2004 and 41,236 equity shares under the Restricted Stock Unit Plan 2007 on January 7, 2026, following the exercise of ESOPs. This move strengthens employee incentivization and equity participation, potentially boosting morale and retention within the company.

News Source: [WIPRO](#)

Cholamandalam Investment and Finance Company Limited (CMP: 1696.85, MCap: 143,206, Sector: Finance, Valuation: 4.86x FY26 P/BV)

The company announced the allotment of 64,690 equity shares, reflecting a strategic move to expand its equity base. This could potentially strengthen its financial position or support ongoing growth initiatives, signaling confidence in future prospects.

News Source: [CHOLAFIN](#)

Brightcom Group Limited (CMP: 10.4, MCap: 2,099, Sector: Media & Entertainment, Valuation: 2.6x TTM P/E) Brightcom Group has been featured in Jounce Media's Industry Report for OMS (Order Management System). This recognition highlights the company's standing in the industry and its contribution to media and technology solutions, enhancing its brand visibility.

News Source: [BCG](#)

Maan Aluminium Limited (CMP: 167.75, MCap: 907, Sector: Metals, Valuation: 38.61x TTM EV/EBITDA)

Maan Aluminium received in-principal approval from both the National Stock Exchange of India Limited and BSE Limited for issuing equity shares on a preferential basis to promoter and non-promoter categories. This move aims to bolster the company's capital structure for future expansion.

News Source: [MAANALU](#)

Shankara Building Products Limited (CMP: 109.3, MCap: 265, Sector: Retail, Valuation: 2.14x TTM EV/EBITDA) The company has listed equity shares of Shankara Buildpro Limited pursuant to a Scheme of Arrangement. This listing marks a significant step in restructuring and enhancing the company's market presence through strategic corporate actions.

News Source: [SHANKARA](#)

Sectoral Index	CMP	1D	YTD	P/E x
Nifty Auto	28,692	-0.8%	1.8%	23.6
Nifty IT	38,689	1.9%	2.1%	30.2
Nifty Fin Ser	27,853	-0.3%	0.9%	18.2
Nifty Pharma	23,286	0.7%	2.5%	38.3
Nifty Services	33,861	-0.1%	0.6%	37.3
Nifty Cons Dur	38,338	1.7%	4.3%	51.9
Nifty PSE	10,081	-0.1%	2.3%	10.6
Nifty FMCG	53,494	-0.1%	-3.6%	36.8
Nifty Pvt Bank	28,881	0.0%	0.6%	10.8
Nifty PSU Bank	8,768	-0.3%	2.8%	14.3
Nifty Cons	12,250	-0.2%	-0.3%	43.3
Nifty Realty	910	-0.5%	3.6%	39.6
Nifty Infra	9,563	-0.5%	-0.6%	22.2
Nifty Energy	35,764	-0.2%	1.2%	11.3
Nifty Health	15,015	0.4%	2.6%	35.9
Nifty India Mfg	15,666	0.0%	1.7%	29.2
Nifty Metal	11,524	0.0%	3.2%	20.7
Nifty Oil & Gas	11,921	-0.7%	-2.5%	18.3

Derivatives Position (Combined#)

Stock	% Chg OI	%Chg LTP
Long		
DABUR	12.7	4.6
UNOMINDA	12.3	2.6
SAMMAANCAP	11.6	3.1
ANGELONE	7.7	1.2
SBIN	7.2	1.7
Short		
WAAREEENER	235.0	3.6
SWIGGY	40.4	1.1
BAJAJHLDNG	29.7	1.5
PREMIERENE	27.5	-0.1
BAJAJ-AUTO	13.4	-0.1
Long Unwinding		
NYKAA	-2.7	-0.3
SAIL	-2.6	-0.4
LTIM	-2.5	-0.3
ULTRACEMCO	-1.5	-0.3
AXISBANK	-1.5	-1.1
Short Unwinding		
JSWENERGY	-4.5	1.4
NTPC	-4.0	4.5
NHPC	-3.6	0.2
TATATECH	-3.5	0.3
ASTRAL	-3.4	0.9

KPI Green Energy Ltd.

KPI Green Energy bagged a Rs 128 crore green hydrogen order from NTPC, strengthening its position in the renewable energy sector with significant future revenue potential.

News Source: [KPIGREEN](#)

Vikran Engineering Ltd.

Vikran Engineering won a Rs 2,035 crore order for solar projects in Maharashtra, marking a significant milestone in its renewable energy portfolio and future growth trajectory.

News Source: [VIKRAN](#)

Commodities

	CMP	1D	YTD
Gold (\$)	4,462	0.0%	0.3%
Silver (\$)	78.7	1.4%	0.1%
Brent Crude Oil (\$)	60.3	0.6%	-0.2%
WTI Crude Oil (\$)	56.4	0.7%	-20.6%

Currency

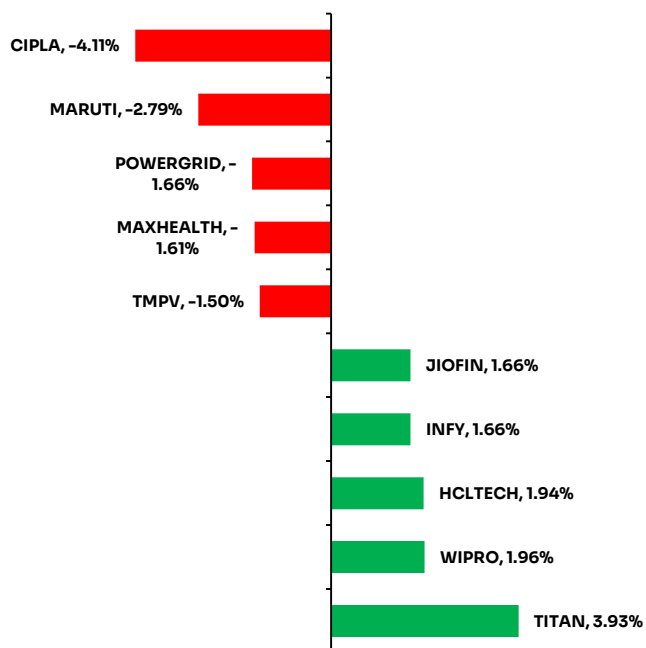
	CMP	1D	YTD
USD/INR	89.9	0.1%	0.0%
EUR/INR	104.9	0.1%	0.1%
GBP/INR	120.9	0.0%	0.1%
JPY/INR	0.6	0.0%	0.1%
EUR/USD	1.2	0.0%	0.1%

Securities Lending & Borrowing Scheme (SLBS)**Company**

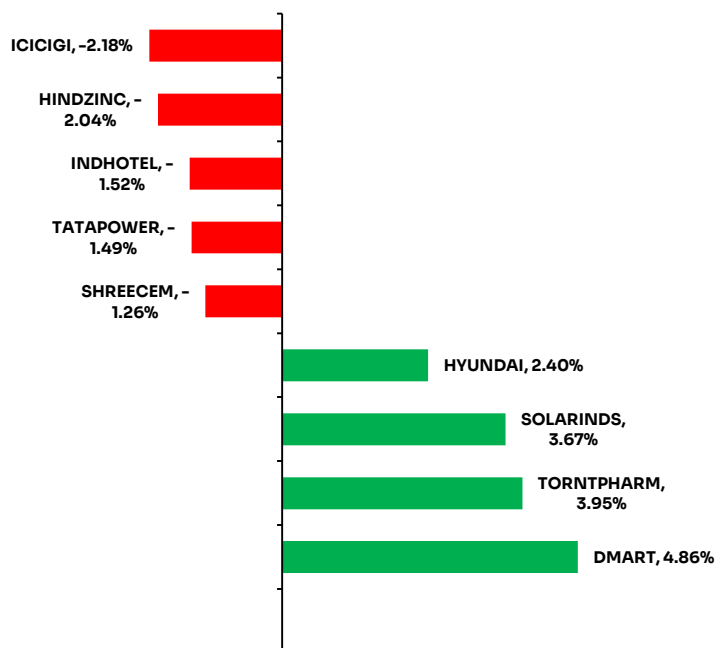
WIPRO	270	268	0.8
HCLTECH	1,655	1,647	0.5
ANGELONE	2,472	2,465	0.3
TCS	3,294	3,285	0.3
NATIONALUM	353	352	0.3

Top Gainers and Losers

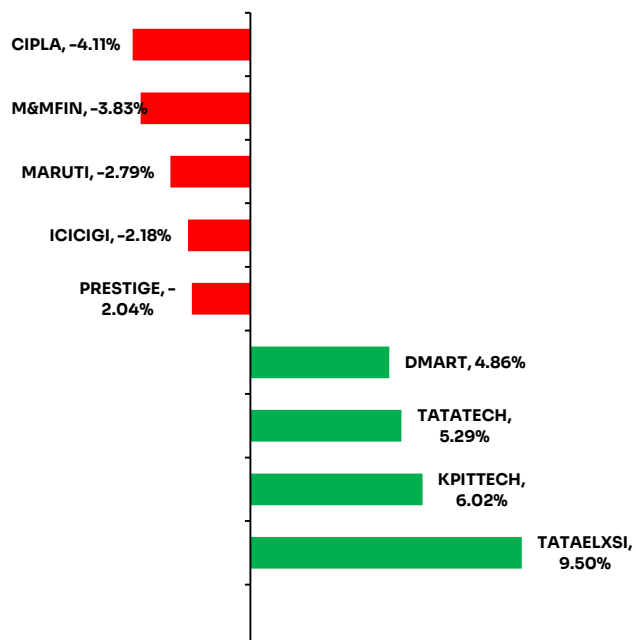
Nifty 50 index



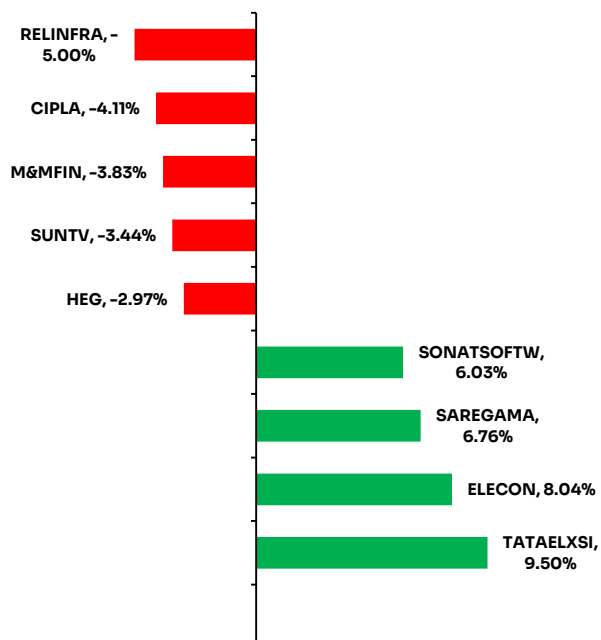
Nifty Next 50 index



Nifty 200 index



Nifty 500 index



52 Week High

Stock	LTP	New 52W high	Prev 52W high	Prev 52W high date
BAJAJ-AUTO	9,807	9,807	9,807	7-Jan-26
EICHERMOT	7,597	7,597	7,597	7-Jan-26
ICICIAMC	2,696	2,719	2,719	7-Jan-26
BHEL	304	306	303	5-Jan-26
BHEL	304	306	303	5-Jan-26

52 Week Low

Stock	LTP	New 52W low	Prev 52W low	Prev 52W low date
LGEINDIA	1,455	1,449	1,449	7-Jan-26
DIXON	11,780	11,480	11,480	7-Jan-26
PREMIERENE	750	746	746	7-Jan-26
AWL	229	229	229	7-Jan-26
KAYNES	3,834	3,683	3,683	7-Jan-26

Volume Shockers

Stock	Vol (000)	1W avg vol (000)	2W avg vol (000)	LTP (INR)
TBZ	29,201	4,945	3,045	186
SHANTIGOLD	25,244	4,400	2,797	218
RADHIKAJWE	12,152	2,136	1,395	82
LAL	2,954	524	323	9
SENCO	29,117	5,215	3,248	362
BALUFORGE	11,544	2,093	1,410	513
TVTODAY	1,817	337	236	144
AXISTECETF	131	25	16	422
SIS	1,024	194	159	333
MANORG	60	12	8	544
TATAELXSI	2,894	565	381	5,851
PPAP	163	33	23	232
INDIANCARD	32	7	5	247
TATATECH	9,021	1,893	1,304	683
AHLADA	181	38	27	58
KEEPLearn	1,027	220	148	3
AARVI	136	29	26	134
STCINDIA	1,324	293	481	134
ELECON	12,149	2,702	1,728	519
KREBSBIO	42	10	8	68
RBZJEWEL	1,135	261	184	156
MANGALAM	1,406	324	234	35
CAMLINFINE	2,105	494	370	152
CMSINFO	3,538	845	642	349
SONATSOFTW	3,450	837	808	372

Bulk Deals

Security Name	Client Name	Buy / Sell	Qty Traded	Trade Price
AAREYDRUGS	Archana Pramod Wani	SELL	2,25,000	68.6
AGIIL	Arihant Capital Markets Limited	SELL	8,37,101	293.3
AGIIL	Arihant Capital Markets Limited	BUY	11,93,731	288.8
ARIHANTCAP	Sw Capital Private Limited	SELL	5,61,672	96.9
ARIHANTCAP	Sw Capital Private Limited	BUY	5,61,672	97.5
AURIGROW	Neo Apex Venture Llp	BUY	#####	0.8
AURIGROW	Nirav Dineshbhai Chaudhari	SELL	1,98,48,231	0.8
AURIGROW	Nirav Dineshbhai Chaudhari	BUY	#####	0.8
AURIGROW	Rathod Digvijaysinh Rajendrasinh	SELL	#####	0.8
AURIGROW	Tatad Nayan Gautambhai	SELL	80,00,000	0.8
BALUFORGE	L7 Hitech Private Limited	BUY	3,18,422	515.1
BALUFORGE	L7 Hitech Private Limited	SELL	7,32,885	488.7
BALUFORGE	Mansi Share And Stock Broking Private Limited	BUY	5,98,078	473.1
BALUFORGE	Mansi Share And Stock Broking Private Limited	SELL	5,98,078	474.3
BLISSGVS	Alphagrep Securities Private Limited	BUY	13,37,707	189.7
BLISSGVS	Alphagrep Securities Private Limited	SELL	13,37,707	189.8
BLISSGVS	Clt Research Tech Private Ltd	SELL	6,06,045	188.9
BLISSGVS	Clt Research Tech Private Ltd	BUY	6,06,045	188.7
BLISSGVS	Hrti Private Limited	BUY	13,34,010	189.0
BLISSGVS	Hrti Private Limited	SELL	13,71,119	189.5
BLISSGVS	Irage Broking Services Llp	SELL	5,67,121	189.6
BLISSGVS	Irage Broking Services Llp	BUY	10,80,185	190.6
BLISSGVS	Junomoneta Finsol Private Limited	SELL	19,30,122	189.0
BLISSGVS	Junomoneta Finsol Private Limited	BUY	19,52,157	188.9
BLISSGVS	Mathisys Advisors Llp	SELL	6,13,848	189.8
BLISSGVS	Mathisys Advisors Llp	BUY	6,21,757	188.7
BLISSGVS	Musigma Securities	SELL	6,62,028	189.6
BLISSGVS	Musigma Securities	BUY	6,62,028	189.6
BLISSGVS	Nk Securities Research Private Limited	SELL	15,88,431	189.5
BLISSGVS	Nk Securities Research Private Limited	BUY	15,88,431	189.4
BLISSGVS	Qe Securities Llp	SELL	13,03,568	189.1
BLISSGVS	Qe Securities Llp	BUY	13,31,754	189.4
CSSL	Gopi Kishan Malani	BUY	1,42,000	134.7
CUPID	Hrti Private Limited	SELL	14,68,232	439.4
CUPID	Hrti Private Limited	BUY	15,61,697	437.0
DIVYADHAN	Setu Securities Private Limited	SELL	1,12,000	27.0
DIVYADHAN	Viashi Buildcon Private Limited	BUY	1,00,000	27.0
ESFL	Greenx Wealth Multihorizons Opportunity Fund	BUY	1,37,520	152.0
ESFL	Vishal Sanjay Surana	SELL	1,71,000	151.5
FABTECH	Arihant Capital Markets Limited	SELL	2,25,098	199.4
FABTECH	Arihant Capital Markets Limited	BUY	2,25,098	199.0
GATECH	Nirav Dineshbhai Chaudhari	BUY	70,00,000	0.6
GKSL	Mathisys Advisors Llp	SELL	5,73,390	106.5
GKSL	Mathisys Advisors Llp	BUY	5,81,332	106.6
GKSL	Qe Securities Llp	BUY	4,52,959	106.3
GKSL	Qe Securities Llp	SELL	4,98,109	105.7
GOYALALUM	Econo Trading & Investment Private Limited	SELL	11,06,463	11.4
HILTON-REI	Hiteshbhai Harshadrai Bagdai	BUY	74,653	2.5
HILTON-REI	Murali Krishna Koppparam	BUY	1,06,500	1.9

Security Name	Client Name	Buy / Sell	Qty Traded	Trade Price
HILTON-RE1	Preeti Vishal Punjabi	BUY	61,000	1.8
HILTON-RE1	Rakesh Garg	SELL	2,35,586	1.9
HILTON-RE1	Sovereign Advisors Private Limited	SELL	2,29,865	1.9
IEX	Graviton Research Capital Llp	SELL	85,00,585	151.8
IEX	Graviton Research Capital Llp	BUY	85,00,585	151.7
KSR	D3 Stock Vision Llp	BUY	1,15,243	29.8
KSR	D3 Stock Vision Llp	SELL	1,82,243	30.0
KSR	Multiplier Share & Stock Advisors Private Limited	SELL	81,297	28.7
KSR	Multiplier Share & Stock Advisors Private Limited	BUY	96,308	28.6
MACOBSTECH	Acme Capital Market Limited	BUY	5,600	209.1
MACOBSTECH	Acme Capital Market Limited	SELL	1,21,600	209.0
MACOBSTECH	Lovlesh Jain	BUY	1,00,000	208.8
MANGALAM	Bonanza Portfolio Ltd	SELL	61,970	35.0
MANGALAM	Bonanza Portfolio Ltd	BUY	79,970	34.9
MANGALAM	Epitome Trading And Investments	SELL	1,20,000	34.9
MANGALAM	Kedia Securities Private Limited	SELL	1,37,794	35.1
MANGALAM	Multiplier Share & Stock Advisors Private Limited	SELL	1,25,000	34.9
MANGALAM	Neo Apex Venture Llp	SELL	80,000	34.4
MANGALAM	Share India Securities Limited	BUY	50,000	35.1
MANGALAM	Share India Securities Limited	SELL	1,00,000	34.4
MWL	Barun More	SELL	1,69,128	278.8
ORIENTTECH	Hrti Private Limited	BUY	4,05,469	402.4
ORIENTTECH	Hrti Private Limited	SELL	4,07,546	410.3
ORIENTTECH	Junomoneta Finsol Private Limited	SELL	3,57,662	408.8
ORIENTTECH	Junomoneta Finsol Private Limited	BUY	3,58,400	408.7
ORIENTTECH	Qe Securities Llp	SELL	2,35,112	406.4
ORIENTTECH	Qe Securities Llp	BUY	2,56,995	408.5
QUADPRO	Balagere Narayanappa Manjulamma	SELL	2,76,000	2.5
QUADPRO	Lakshmana Murthy B K	BUY	2,76,000	2.5
RADHIKAJWE	Nk Securities Research Private Limited	BUY	5,92,763	82.2
RADHIKAJWE	Nk Securities Research Private Limited	SELL	5,92,763	82.2
RATNAVEER	Arihant Capital Markets Limited	BUY	8,70,115	159.1
RATNAVEER	Arihant Capital Markets Limited	SELL	11,53,708	159.0
SENCO	Graviton Research Capital Llp	BUY	9,21,188	359.6
SENCO	Graviton Research Capital Llp	SELL	9,21,327	360.0
SENCO	Microcurves Trading Private Limited	BUY	9,91,217	361.9
SENCO	Microcurves Trading Private Limited	SELL	9,91,217	362.1
SENCO	Nk Securities Research Private Limited	BUY	11,86,427	361.0
SENCO	Nk Securities Research Private Limited	SELL	11,86,427	361.2
SHANKARA	Junomoneta Finsol Private Limited	SELL	1,21,109	133.9
SHANKARA	Junomoneta Finsol Private Limited	BUY	1,23,821	133.6
SHANKARA	Nk Securities Research Private Limited	BUY	1,27,570	134.1
SHANKARA	Nk Securities Research Private Limited	SELL	1,27,570	134.2
SHANTIGOLD	Alphagrep Securities Private Limited	BUY	3,95,987	216.4
SHANTIGOLD	Alphagrep Securities Private Limited	SELL	3,95,987	216.6
SHANTIGOLD	Irage Broking Services Llp	BUY	4,17,987	217.9
SHANTIGOLD	Irage Broking Services Llp	SELL	5,46,821	218.4
SHANTIGOLD	Junomoneta Finsol Private Limited	SELL	4,54,071	217.0
SHANTIGOLD	Junomoneta Finsol Private Limited	BUY	4,54,133	216.8

Security Name	Client Name	Buy / Sell	Qty Traded	Trade Price
SHANTIGOLD	Microcurves Trading Private Limited	BUY	4,39,837	219.5
SHANTIGOLD	Microcurves Trading Private Limited	SELL	4,39,837	219.6
SHANTIGOLD	Musigma Securities	BUY	3,66,322	219.4
SHANTIGOLD	Musigma Securities	SELL	3,66,322	219.6
SHANTIGOLD	Nk Securities Research Private Limited	SELL	17,76,268	218.4
SHANTIGOLD	Nk Securities Research Private Limited	BUY	17,76,268	218.2
SHANTIGOLD	Pace Stock Broking Services Pvt Ltd	SELL	3,68,919	218.6
SHANTIGOLD	Pace Stock Broking Services Pvt Ltd	BUY	3,68,919	218.4
SHANTIGOLD	Puma Securities	BUY	3,61,672	218.1
SHANTIGOLD	Puma Securities	SELL	3,61,672	218.2
SHANTIGOLD	Silverleaf Capital Services Private Limited	SELL	6,54,777	218.9
SHANTIGOLD	Silverleaf Capital Services Private Limited	BUY	6,54,777	218.5
SILVERTUC	Epitome Trading And Investments	BUY	65,719	1,579.2
SILVERTUC	Epitome Trading And Investments	SELL	65,719	1,581.6
SILVERTUC	Hrti Private Limited	SELL	57,929	1,518.7
SILVERTUC	Hrti Private Limited	BUY	72,280	1,523.5
SILVERTUC	L7 Hitech Private Limited	SELL	57,120	1,551.7
SILVERTUC	L7 Hitech Private Limited	BUY	90,611	1,565.4
TBZ	Alphagrep Securities Private Limited	SELL	3,35,717	181.9
TBZ	Alphagrep Securities Private Limited	BUY	3,35,717	181.8
TBZ	Cit Research Tech Private Ltd	BUY	5,53,533	183.4
TBZ	Cit Research Tech Private Ltd	SELL	5,53,533	183.6
TBZ	Elixir Wealth Management Private Limited	SELL	3,82,420	186.5
TBZ	Elixir Wealth Management Private Limited	BUY	4,15,420	185.8
TBZ	Irage Broking Services Llp	SELL	5,01,416	183.8
TBZ	Irage Broking Services Llp	BUY	5,60,951	184.7
TBZ	Junomoneta Finsol Private Limited	BUY	5,05,439	183.5
TBZ	Junomoneta Finsol Private Limited	SELL	5,05,563	183.7
TBZ	Microcurves Trading Private Limited	SELL	4,06,425	185.6
TBZ	Microcurves Trading Private Limited	BUY	4,06,425	185.6
TBZ	Nk Securities Research Private Limited	BUY	18,72,042	184.3
TBZ	Nk Securities Research Private Limited	SELL	18,72,042	184.4
TBZ	Pace Stock Broking Services Pvt Ltd	BUY	7,57,089	183.9
TBZ	Pace Stock Broking Services Pvt Ltd	SELL	7,57,089	184.1
TBZ	Puma Securities	BUY	3,63,516	182.6
TBZ	Puma Securities	SELL	3,63,516	182.7
TBZ	Qe Securities Llp	BUY	3,64,886	180.7
TBZ	Qe Securities Llp	SELL	3,70,655	180.5
TBZ	Silverleaf Capital Services Private Limited	SELL	4,27,581	183.8

Block Deals

Security Name	Client Name	Buy / Sell	Qty Traded	Trade Price
	No Deals			

Insider Trading

Company Name	Person Name	Person Category	Buy / Sell	Shareholding prior	Shareholding post	Trade Price
VPRPL	Vishnu Prakash Punglia	Promoters	Pledge	8.56	8.56	55.4
VPRPL	Kamal Kishor Pungalia	Promoters	Pledge	4.53	4.53	58.8
VPRPL	Ajay Pungalia	Promoters	Pledge	5.34	5.34	58.8
VPRPL	Manohar Lal Punglia	Promoters	Pledge	6.59	6.59	61.3
VPRPL	Manohar Lal Punglia	Promoters	Pledge	6.59	6.59	58.8
VPRPL	Manohar Lal Punglia	Promoters	Pledge	6.59	6.59	55.1
VPRPL	Manohar Lal Punglia	Promoters	Pledge Revoc	6.59	6.59	52.9
VPRPL	Manohar Lal Punglia	Promoters	Pledge Revoc	6.59	6.59	52.9
VPRPL	Manohar Lal Punglia	Promoters	Pledge Revoc	6.59	6.59	52.9
VPRPL	Manohar Lal Punglia	Promoters	Pledge Revoc	6.59	6.59	52.9
VPRPL	Manohar Lal Punglia	Promoters	Pledge Revoc	6.59	6.59	52.9
VPRPL	Vishnu Prakash Punglia	Promoters	Pledge	8.56	8.56	58.8
VPRPL	Vishnu Prakash Punglia	Promoters	Pledge	8.56	8.56	55.1
VPRPL	Sanjay Kumar Punglia	Promoters	Pledge	4.53	4.53	55.1
DHARARAIL	Medha Family Office LLP Promoter Group		Buy	0.00	0.38	129.9
RILINFRA	GIRISHKUMAR OCHCHI	Promoters	Buy	31.96	31.98	37.1

Event Calendar – Corporate Action (Financial Results/ Dividend/other business matters)

Company	Purpose
SCPL	Fund Raising
SENORES	Fund Raising/Other business m
ASMS	Other business matters
CYBERMEDIA	Fund Raising
EIMCOELECO	Financial Results/Other busine:
ELECON	Financial Results/Other busine:
LLOYDSENT	Other business matters
MBAPL	Financial Results/Other busine:
NHPC	Fund Raising
TARIL	Financial Results/Other busine:
UGROCAP	Fund Raising/Other business m

Global Macro Events (8th Jan 2026)		
Event	Previous	Forecasted
India		
United States		
Fed Bowman Speech		
Challenger Job Cuts DEC	71.321K	89.0K
Balance of Trade OCT	\$-52.8B	\$-54.0B
Exports OCT	\$289.3B	\$290.0B
Imports OCT	\$342.1B	\$344.0B
Initial Jobless Claims JAN/03	199K	205.0K
Nonfarm Productivity QoQ Prel Q3	3.30%	0.03
Unit Labour Costs QoQ Prel Q3	0.01	0.80%
Continuing Jobless Claims DEC/27	1866K	1851.0K
Jobless Claims 4-week Average JAN/03	218.75K	210.75K
Used Car Prices MoM DEC	0.01	
Used Car Prices YoY DEC	0.00	
NY Fed Bill Purchases 1 to 4 months		
Wholesale Inventories MoM OCT	0.01	0.30%
EIA Natural Gas Stocks Change JAN/02	-166Bcf	
Consumer Inflation Expectations DEC	3.20%	3.20%
4-Week Bill Auction	3.59%	
8-Week Bill Auction	3.58%	
15-Year Mortgage Rate JAN/08	5.44%	
30-Year Mortgage Rate JAN/08	6.15%	
Japan		
Average Cash Earnings YoY NOV	2.5% ®	0.023
Overtime Pay YoY NOV	2.1% ®	0.014
Foreign Bond Investment DEC/27	¥82.6B ®	
Stock Investment by Foreigners DEC/27	¥-1234.8B	
30-Year JGB Auction	0.03427	
6-Month Bill Auction	0.006942	
Consumer Confidence DEC	37.5	38.1
China		
Great Britain		
Halifax House Price Index MoM DEC	0.00%	0.10%
Halifax House Price Index YoY DEC	0.70%	1.00%
DMP 1Y CPI Expectations DEC	3.40%	
DMP 3M Output Price Expectations DEC	3.70%	
BBA Mortgage Rate DEC	6.81%	6.60%
DMP 3M Output Price Expectations DEC	0.037	
Germany		
Factory Orders MoM NOV	1.50%	-0.60%

Nifty & Nifty Bank Spot – Pivot Levels – 08/01/2026

	Closing	Support			Resistance		
		1	2	3	1	2	3
Nifty	26140	26076	26012	25956	26195	26250	26314
Nifty Bank	59990	59817	59644	59520	60113	60237	60410

Avenue Supermarts Ltd – Technical Stock Call – 08/01/2026

Technical Stock Call	Action	Reco	Target	Support	SL
Avenue Supermarts Ltd	BUY	3842.60	4450	(3813-3771)-3733-(3688-3648)	3552



View- Short Term Bullish

The stock commenced its downtrend from **₹4949** (SEP 25). Forming Lower tops & lower lows, the stock started trading below averages & made a low of **₹3605** (JAN 26). The stock traded in downward sloping channel between OCT 25 & JAN 26.

The stock attracted buying interest & commenced its up move & recently, given a **Descending Channel Breakout** supported by volumes reaching a high of **₹3849**, indicating a possible trend reversal.

The MACD & Stochastic RSI indicator suggests **positive crossover**, confirming further upside potential. Target of **4450** is expected with lower support levels at **(3813-3771)-3733-(3688-3648)** in case of intermediate fall. A stop loss at **3552** is to be followed for the trade.

All the calls/opinions are subject to Disclosures and Disclaimer

<http://goo.gl/8bCMYQ>

Tata Chemicals Limited – Technical Stock Call – 08/01/2026

Technical Stock Call	Action	Reco	Target	Support	SL
Tata Chemicals Ltd	BUY	784	876	(772-764)-(756-749)	740



View-Short Term Bullish

The stock commenced its downtrend from ₹982 (SEP 25) & breached strong support levels of 200 SMA.

Forming Lower tops, the stock started trading below averages & made a low of ₹745 (DEC 25).

The stock attracted buying interest & commenced its up move & made a high of ₹780, but after some profit booking entered in a consolidation phase between 780 – 742 (DEC 25_JAN 26).

The stock has formed a well-defined base at the 742 levels, suggesting bounce back & support on each corrective move.

Recently, after forming a Bullish candle the stock has given a **Rectangle Pattern Breakout** supported by volumes reaching a high of ₹785, crossing the previous swing highs of ₹780.

The MACD & Stochastic RSI indicator suggests **positive crossover**, confirming further upside potential. Target of **876** is expected with lower support levels at **(772-764)-(756-749)** in case of intermediate fall. A stop loss at **740** is to be followed for the trade.

All the calls/opinions are subject to Disclosures and Disclaimer <http://goo.gl/8bCMYQ>

News

##Stock Specific News

- **DEE Development Engineers Limited (CMP: 214.7, MCap: 1,487, Sector: Engineering, Valuation: 13.12x TTM EV/EBITDA)**
The company updated its order book for December 2025, reflecting new contracts or orders secured. This development indicates sustained business momentum and potential revenue growth in the near term, bolstering investor confidence.
News Source: [DEEDEV](#)
- **Virinchi Limited (CMP: 23.32, MCap: 239, Sector: IT - Software,)**
The company announced the allotment of convertible equity warrants, a strategic financial move aimed at raising capital or facilitating future growth through potential conversion into equity shares, enhancing financial flexibility.
News Source: [VIRINCHI](#)
- **Shreeji Shipping Global Limited**
The company provided an update on pending litigation(s)/dispute(s) that could impact its operations or financial standing. Specific details regarding the nature or outcome of the disputes were shared, underscoring potential risks or resolutions affecting the business.
News Source: [SHREEJISPG](#)
- **Adani Power Ltd.**
The company announced a commitment of Rs 2 lakh crore capex by FY32, raising its installed capacity target to 42 GW. This long-term growth blueprint includes focus on renewables, thermal, and green hydrogen, positioning Adani Power as a dominant energy player in India.
News Source: [ADANIPOWER](#)
- **Shriram Finance Ltd.**
Shriram Finance clarified it has not discussed becoming a bank despite a Rs 39,620-crore investment by Japan's MUFG for a 20% stake. The stock hit a record high for the fourth consecutive day, reflecting strong market confidence.
News Source: [SHRIRAMFIN](#)
- **Castrol India Ltd.**
Castrol India shares surged 9% after BP announced plans to sell a 65% stake to Stonepeak for \$10.1 billion, using proceeds to reduce net debt over the next two years, based on an 8.6x EV/EBITDA valuation.
News Source: [CASTROLIND](#)
- **Hero MotoCorp Ltd.**
Motilal Oswal predicts robust growth for Hero MotoCorp due to rural demand rebound and new product launches. Post-festive season performance indicates strong growth potential in H2FY26 for the two-wheeler giant.
News Source: [HEROMOTOCO](#)
- **Ajanta Pharma Ltd.**
Ajanta Pharma has tied up with Biocon to market the diabetes drug semaglutide across 26 overseas markets, leveraging Biocon's manufacturing and Ajanta's marketing capabilities to expand globally.
News Source: [AJANTPHARM](#)

- **PNB Housing Finance Ltd.**
PNB Housing Finance rebounded in the market after recent top management changes, focusing on growth and asset quality. Investor confidence is returning, supported by improving loan growth metrics.
News Source: [PNBHOUSING](#)
- **Finolex Industries Ltd.**
Finolex Industries, along with Mukul Madhav Foundation, supported an upgraded human milk bank in Pune with advanced equipment to provide safe donor milk for newborns, enhancing infant health outcomes.
News Source: [FINOLEXIND](#)
- **Reliance Industries Ltd.**
Reliance received a one-month US concession to receive oil from Rosneft, continuing Russian crude imports. This helps maintain refining margins and supply consistency under global sanctions constraints.
News Source: [RELIANCE](#)
- **Air India Ltd.**
Air India will discontinue its non-stop Bengaluru-San Francisco route due to operational issues, with alternative travel options discussed for affected passengers on ultra-long-haul routes.
News Source: [AIRINDIA](#)
- **Bharti Enterprises Ltd.**
Bharti Enterprises and Warburg Pincus will jointly acquire a 49% stake in Haier India for ₹11,000 crore in FY25, infusing capital and expediting Haier's new Greater Noida plant with ₹3,500 crore investment.
News Source: [BHARTI](#)
- **Hindustan Coca-Cola Beverages (**
Hindustan Coca-Cola Beverages laid off up to 6% of its workforce, affecting around 300 roles, as part of a restructuring effort to improve efficiency and align operations for future growth.
News Source: [HCCB](#)

##Companies with Investor Presentation or Annual Report

##Macro/Non-Stock News

- **Zelenskyy Opens Way to Demilitarized Zone in Eastern Ukraine to Reach Peace**
Ukraine's President Zelenskyy proposes a demilitarized zone in Donetsk, suggesting Russian withdrawal and joint nuclear plant administration as part of a detailed 20-point peace plan to Moscow, aiming for stability and de-escalation in the region.
News Source: [Economic Times](#)
- **Delhi Air Pollution: CAQM Lifts GRAP Stage-IV Curbs; Restrictions Under Other Stages to Remain**
The Commission for Air Quality Management revoked Stage IV of the Graded Response Action Plan in Delhi-NCR due to improved air quality, though restrictions under Stages I, II, and III continue as per revised guidelines, impacting daily activities.
News Source: [Economic Times](#)
- **Vijay Hazare Trophy: Rohit Sharma, Virat Kohli Ton Up on Domestic Return**
Indian cricket stars Rohit Sharma and Virat Kohli scored centuries in their domestic comeback, making new entries into List-A record books during the Vijay Hazare Trophy, boosting their teams and personal reputations.
News Source: [Economic Times](#)

- **Jamia Millia Islamia Suspends Professor After Exam Question Sparks Backlash**
Jamia Millia Islamia suspended a professor and initiated an inquiry following controversy over an exam question on 'atrocities against Muslim minorities,' which caused campus unrest and public criticism.
News Source: [Economic Times](#)
- **India's Rising Consumer Base to Draw More MNCs, Says Samsung's JB Park**
Samsung India's chief, JB Park, foresees increased multinational investment in India due to its expanding and increasingly affluent consumer demographic, making it an attractive destination for global corporations.
News Source: [Economic Times](#)
- **Noida Airport to be Inaugurated in January 2026: Yogi Adityanath**
Uttar Pradesh's CM Yogi Adityanath announced that the Noida International Airport will open in January 2026, expected to boost regional connectivity and economic activity as a major North India aviation hub.
News Source: [Economic Times](#)
- **Secondary Particulate Matter is a Core Driver of Dangerous PM2.5 in India: CREA Analysis**
A CREA report finds that secondary particulate matter drives a major portion of India's PM2.5 pollution, urging policymakers to address these sources directly to reduce harmful smog significantly.
News Source: [Economic Times](#)
- **Pakistan Court Extends Interim Bail of Imran Khan, His Wife Bushra in May 9 Cases**
A Pakistan court extended interim bail for former PM Imran Khan and his wife Bushra in cases related to the May 9 riots, allowing them to remain out of jail as legal proceedings continue.
News Source: [Economic Times](#)
- **IBPS RRB PO Score Card 2025 OUT at ibps.in**
The IBPS RRB PO preliminary exam results and cut-offs for nearly 4,000 officer posts have been released, with candidates able to view marks and Mains qualification status on the official website.
News Source: [Economic Times](#)
- **How Much More Can the US Travel Industry Take?**
The US travel sector faces continued volatility and uncertainty post-pandemic due to fluctuating demand, regulatory challenges, and global economic instability, posing ongoing risks to recovery.
News Source: [Economic Times](#) **CAT 2025 Results Out at iimcat.ac.in**
Results for the Common Admission Test (CAT) 2025 are now available online, with aspirants able to check scores and download scorecards for MBA admissions through the official portal.
News Source: [Economic Times](#)
- **Navi Mumbai International Airport Begins Operations on Dec 25**
Navi Mumbai's long-awaited airport saw its inaugural flight from Bengaluru, marking its operational launch and increasing airport capacity for the Mumbai Metropolitan Region significantly.
News Source: [Economic Times](#)
- **Effective Tax Rate: The Shadow Metric of India's Growth Story**
Analysts argue that effective tax rates, rather than headline rates, offer a clearer picture of India's actual tax burden and economic growth, aiding fiscal health assessment and reforms.
News Source: [Economic Times](#)
- **Budget 2026: Fiscal Consolidation in Focus as India Targets Leaner Deficit**
The Indian government is set to focus on fiscal consolidation in the 2026 budget, targeting a lower deficit to ensure macroeconomic stability and bolster investor confidence.
News Source: [Economic Times](#)

- **BCCI Doubles Pay for Women Domestic Cricketers After World Cup Triumph**
The BCCI doubled match fees for female domestic cricketers following the national team's World Cup success, aiming to develop women's cricket with better compensation and visibility.
News Source: [Economic Times](#)
- **Two New Airlines Soon in India? AI Hind Air and Fly Express Get NOCs**
Two new airlines, AI Hind Air and Fly Express, received no-objection certificates, potentially boosting India's aviation sector amid market disruptions, intensifying competition and connectivity.
News Source: [LiveMint](#)
- **Missed Out on Gold, Silver Price Rally? This Metal Can Be a Lucrative Bet**
Investors who missed gains in gold and silver may find opportunities in other metals, with experts recommending a balanced portfolio including base metals with strong demand projections.
News Source: [LiveMint](#)
- **Delhi Lifts Strict GRAP-IV Curbs as Air Quality Improves: What Changes Now?**
Delhi rolled back Stage IV anti-pollution measures as air quality improved, allowing schools and construction to resume with relaxed vehicle restrictions under remaining GRAP stages.
News Source: [LiveMint](#)
- **FII's Turn Net Buyers of Indian Stocks in a Week. What's the Reason? Explained**
Foreign Institutional Investors became net buyers in Indian equities, purchasing stocks worth Rs 1,350 crore, driven by attractive valuations, positive earnings, and resilient macro indicators.
News Source: [LiveMint](#)
- **Don't Expect India's Slowdown to Reverse in 2026: Shankar Sharma**
Shankar Sharma cautions that India's economic slowdown may persist into 2026 due to structural issues and subdued capex cycles, impacting corporate earnings and market sentiment.
News Source: [LiveMint](#)
- **Cabinet Approves Delhi Metro Expansion, 13 New Stations to Come Up**
The Union Cabinet approved Delhi Metro's expansion with 13 new stations, including 10 underground, to enhance connectivity across the capital with significant government funding.
News Source: [LiveMint](#)
- **Army Deployed in Violence-Hit West Karbi Anglong as Situation Remains Tense**
The Army was deployed in Assam's West Karbi Anglong after days of violence, with the situation under control but tense, as authorities work to restore order.
News Source: [LiveMint](#)
- **Will Delhi Schools Return to Physical Classes as GRAP-4 Revoked Amid Poor AQI?**
With GRAP-4 restrictions eased in Delhi, discussions are ongoing about reopening schools for in-person learning, based on current AQI and administrative plans.
News Source: [LiveMint](#)
- **Who is Anu Garg? IAS Officer to Become Odisha's First Woman Chief Secretary**
Anu Garg, a 1991-batch IAS officer, is set to be Odisha's first woman chief secretary, with her career achievements highlighting the significance of this bureaucratic appointment.
News Source: [LiveMint](#)
- **Income Tax Refund Status LIVE: I-T Dept Sends Message, Says Refunds on Hold**
The Income Tax Department informed taxpayers that refunds are on hold due to risk management measures, causing confusion with details on resolving issues provided.
News Source: [LiveMint](#)

- **Who Needs to File Revised ITR After Income Tax Department's Message?**
Guidance for taxpayers on filing revised returns after I-T Department notifications, clarifying circumstances and common errors to avoid for timely processing by December 31.
News Source: [LiveMint](#)
- **When Buying Insurance, Honesty is the Best Policy**
Experts stress full disclosure when buying insurance to avoid claim rejections, citing risks of non-disclosure like legal disputes or policy cancellations, with best practices shared.
News Source: [LiveMint](#)
- **How Different Loans Can Reduce Your Tax Bill: A Practical Guide**
A detailed guide on tax deductions available for home, education, vehicle, and personal loans, explaining rules, documentation, and calculations for FY25-26 tax planning.
News Source: [LiveMint](#)
- **Best Refrigerator Under ₹10,000: Top 5 Most Versatile, Budget-Friendly Models**
A product roundup reviewing the five best refrigerators under ₹10,000 in India, comparing energy efficiency, storage, cooling performance, and after-sales service for compact households.
News Source: [LiveMint](#)
- **Surrinder Kumar, the Nose Behind Indian Single Malts**
A profile on Surrinder Kumar, the distiller behind global acclaim for Indian single malts Amrut and Indri, exploring his expertise and India's rise in premium spirits.
News Source: [LiveMint](#)
- **Maharashtra Discom MSEDCL to Hive Off Farm Power, Cut Debt Ahead of IPO**
Maharashtra's electricity distributor MSEDCL is restructuring by separating its high-debt farm power business to improve its balance sheet ahead of a planned IPO, targeting efficiency.
News Source: [LiveMint](#)
- **The Power of Positioning: Would Santa Be a Successful Brand Without the Grinch?**
An opinion piece discussing how oppositional branding, like Santa and the Grinch, is critical for market success and cultural relevance, using advertising and literary examples.
News Source: [LiveMint](#)
- **Why India's Music Labels Are Moving Beyond Songs to Manage Artists, Fandoms and Revenue Streams**
India's music labels now focus on artist management and fan engagement to unlock new revenue streams, shifting from traditional roles amid changing consumer habits.
News Source: [LiveMint](#)
- **Markets Muted on Christmas Eve: Nifty Ends Below 26,200, Sensex Down 100 Points**
Indian stock market remained subdued on Christmas Eve, with Nifty closing below 26,200 and Sensex falling 100 points due to thin volumes and lack of major triggers.
News Source: [Financial Express](#)
- **Entry-Level MacBook, iPhone Fold, AirTag 2: 20 Apple Devices in 2026**
Apple is rumored to launch 20 products in 2026, including foldable iPhones, entry-level MacBooks, and a high-priority gadget, amid an aggressive product refresh cycle.
News Source: [Financial Express](#)
- **Govt Bans 'Advance Tipping' on Ride-Hailing Apps, Mandates 'Female Driver' Option**
New rules ban advance tipping on ride-hailing apps and require platforms to offer a 'female driver' option for women, aiming to improve safety and transparency in India.
News Source: [Financial Express](#)

- **NHAI's Public InvIT Gets SEBI Nod for Retail Investor Monetisation**
SEBI approved NHAI's Infrastructure Investment Trust, allowing public investments in highway projects to raise capital for further infrastructure development in India.
News Source: [Financial Express](#)
- **You Will Not Get Gratuity After 1 Year Yet Despite New Labour Laws**
Despite new labour laws suggesting a 1-year gratuity rule, it's not yet implemented for private-sector employees, leaving the 5-year norm in force and causing confusion.
News Source: [Financial Express](#)
- **5 Cheapest SBI Mutual Funds to Invest in 2026**
Analysis of affordable SBI mutual funds with high ratings and consistent performance, recommended for cost-conscious investors planning for 2026.
News Source: [Financial Express](#)
- **Gold Rate Today 24th December 2025: Up by 0.28%**
Gold prices rose by 0.28% nationwide, with updated rates for Mumbai, Delhi, Chennai, Bengaluru, and Dubai as the upward trend continues ahead of year-end holidays.
News Source: [Financial Express](#)
- **Silver Overtakes Apple to Become World's Third-Most Valuable Asset**
Silver's market value surged past Apple, making it the world's third-most valuable asset behind gold and Nvidia, due to increasing industrial and investment demand.
News Source: [Financial Express](#)
- **Canada Caps Study Permits at 309,670 for International Students in 2026**
Canada limited new study permits to 309,670 for 2026 to address housing shortages, potentially impacting Indian student applications as provinces control allocation.
News Source: [Financial Express](#)
- **H-1B Visa Rules Modified as US Replaces Lottery with Wage-Based Selection**
The US swapped its H-1B visa lottery for a wage-based system, prioritizing higher salaries, which will impact entry-level tech workers' chances of selection.
News Source: [Financial Express](#)
- **Motilal Oswal Sees 19% Upside for Cholamandalam Financial**
Motilal Oswal forecasts a 19% upside for Cholamandalam Financial, citing strong fundamentals and growth potential despite market noise, providing a positive outlook.
News Source: [Financial Express](#)
- **Singapore Woman, 27, Buys Rs 7 Crore House After 18-Hour Workdays**
A 27-year-old Singapore woman purchased a Rs 7 crore house after years of working 18-hour days, showcasing extreme dedication and inspiring financial success stories.
News Source: [Financial Express](#)
- **ED Restitutes Properties Worth Rs 63.05 Crore to SBI, UCO Bank in GS Oils Fraud Case**
The Enforcement Directorate returned properties worth Rs 63.05 crore to SBI and UCO Bank in the GS Oils fraud probe, aiding recovery of lost assets.
News Source: [Financial Express](#)
- **Bombay High Court Stays Fraud Action Against Anil Ambani, RCom**
Bombay HC halted fraud proceedings against Anil Ambani and RCom, criticizing banks for RBI rule violations, providing interim relief pending proper procedure adherence.
News Source: [Financial Express](#)

- **Cristiano Ronaldo's \$8 Million Addition to His Saudi Portfolio**
Football star Cristiano Ronaldo acquired an \$8 million luxury property in Saudi Arabia, including two palatial villas with an infinity pool overlooking the Red Sea.
News Source: [Financial Express](#)
- **What's Open on Christmas Eve in US? List of Stores, Fast-Food Chains**
A guide listing national retail chains, supermarkets, and fast food eateries with Christmas Eve hours in the US, helping readers plan shopping and celebrations.
News Source: [Financial Express](#)
- **Bond Yields: 10-Year G-Sec Rally to 6.55%**
Indian 10-year government bond yields surged to 6.55% after an RBI liquidity infusion announcement, reducing funding costs and lifting debt market confidence.
News Source: [Financial Express](#) **Sensex Slips 116 Pts, Nifty Below 26,150 Ahead of Christmas Break**
Sensex fell 116 points to 85,408 and Nifty declined to 26,142 as markets closed cautiously before Christmas, with IT and energy underperforming amid holiday-thinned trading.
News Source: [Business Today](#)
- **The Great Reset: Will the Labour Codes Improve Ease of Doing Business?**
The Centre's new Labour Codes aim to simplify laws and reduce compliance burdens, but mixed reactions highlight concerns over enforcement and state coherence despite potential investment benefits.
News Source: [Business Today](#)
- **Gold, Silver, or Copper: Which Metal Should Investors Choose in 2026?**
Gold and silver retain momentum into 2026, though gains may moderate, while copper could see upside from green tech demand, advising risk-based portfolio allocation.
News Source: [Business Today](#)
- **Income Tax Return: Revised ITR vs Belated ITR Before December 31**
Taxpayers must file revised or belated ITRs by December 31 to avoid losing regular correction windows, with specific ITR forms required for foreign asset disclosure to prevent penalties.
News Source: [Business Today](#)
- **Christmas 2025 Stock Pick: Choice Bets on Jio Financial Services**
Choice recommends accumulating Jio Financial Services around Rs 300, adding on dips to Rs 285, foreseeing upside as the stock closed marginally higher at Rs 298.85.
News Source: [Business Today](#)
- **Theatres Aren't Going Anywhere: PVR's Ajay Bijli Plays Down OTT Threat**
PVR MD Ajay Bijli affirms cinemas are rebounding post-pandemic with strong box office returns, emphasizing that OTT and theatres serve different needs and can coexist.
News Source: [Business Today](#)
- **'MGNREGA Was for Different Rural Economy': Amitabh Kant Defends Viksit Bharat-G RAM G**
Ex-NITI Aayog CEO Amitabh Kant defends the Viksit Bharat-G RAM G initiative, stating MGNREGA suited an earlier rural context, addressing criticism over older welfare schemes' phase-out.
News Source: [Business Today](#)
- **CAT 2025 Results Out! Delhi Leads with Highest 100% Scorers**
CAT 2025 results are out, with Delhi recording the highest number of perfect scorers; students can check detailed percentiles on the official website.
News Source: [Business Today](#)

- **Delhi Metro Expansion: Cabinet Approves 3 New Corridors, 13 Stations**
Union Cabinet approved 3 new Delhi Metro corridors with 13 stations to boost urban connectivity, ease congestion, with investment outlay and timelines outlined.
News Source: [Business Today](#)
- **No More Wait for Airport Food: EaseMyTrip Partners with Hoi**
EaseMyTrip partnered with Hoi to offer pre-booked airport meals, allowing passengers to order ahead and avoid rush, improving travel convenience in India.
News Source: [Business Today](#)
- **Built to Last: The Discipline Behind Salman Khan's Age-Defying Fitness**
Salman Khan's fitness at 50+ is attributed to lifelong discipline, strength training, and recovery routines, focusing on consistency and injury prevention for longevity.
News Source: [Business Today](#)
- **At 69, Still Running: Why Anil Kapoor Refuses to Slow Down**
Anil Kapoor, at 69, continues an active film career with resilience and energy, sharing insights on managing stamina through reinvention and embracing change.
News Source: [Business Today](#)
- **Sitting Too Long? Try This One-Minute Exercise to Prevent Varicose Veins**
Health experts suggest short, one-minute exercises like calf raises to counteract risks of prolonged sitting, such as varicose veins, improving leg circulation.
News Source: [Business Today](#)
- **Countdown 2026: The Space Missions Everyone Will Be Watching**
2026 will host high-profile space missions globally and from India, focusing on planetary exploration and innovative scientific experiments, drawing widespread attention.
News Source: [Business Today](#)
- **How HNIs and Ultra HNIs Deploy Wealth Amid Market Volatility**
High- and ultra-high-net-worth investors increasingly turn to AIFs and PMS for managing volatility, benefiting from governance and professional management during market cycles.
News Source: [Business Today](#)
- **Silver Prices Jump Rs 45,000 in 10 Days! Will the Momentum Continue?**
Silver prices surged sharply due to investment buying and industrial use amid global uncertainties, with future trajectory dependent on growth and investor appetite.
News Source: [Business Today](#)
- **Foreign Assets Disclosure: What Taxpayers Must Report in Schedule FA**
Full disclosure of foreign holdings in Schedule FA is required for revised ITRs by Dec 31, using ITR-2 or ITR-3 to avoid penalties under the Black Money Act.
News Source: [Business Today](#)
- **Novo to Weigh Wegovy Rollout in India After US Approval for Oral Pill**
Novo Nordisk will consider launching Wegovy in India after US approval for its oral version in January 2026, pending regulatory review and strategy alignment.
News Source: [Business Today](#)
- **Patent Cliff to Slash Protected Drug Sales to Just 4% by 2030: GlobalData**
A patent cliff will reduce protected pharmaceutical sales to 4% by 2030, shifting significant revenue to generics and biosimilars, particularly in oncology and biologics.
News Source: [Business Today](#)

- **India Emerges as Most Active Lower Middle-Income Country in Genomic Research**
India leads lower-middle-income nations in genomic clinical research per a WHO study, with over 60% of studies on cancer and metabolic disorders, credited to improved infrastructure.
News Source: [Business Today](#)
- **The Claim That Labour Codes Are for Benefit of Workers is a Farce: Union Leader**
Trade union leader Amarjeet Kaur criticizes new Labour Codes for reducing workers' bargaining power and increasing precarity, arguing they mainly benefit employers.
News Source: [Business Today](#)
- **Qatar Museums, Nita Ambani Cultural Centre Sign Five-Year Pact**
Qatar Museums and Nita Ambani Cultural Centre agreed to a five-year partnership to expand museum-based education in India and Qatar, supported by Reliance Foundation.
News Source: [Business Today](#)
- **Rupee Falls 16 Paise to Close at 89.79 Against US Dollar**
The Indian rupee weakened by 16 paise to 89.79 against the US dollar due to a stronger greenback overseas and foreign fund outflows amid global risk aversion.
News Source: [The Hindu Business Line](#)
- **Housing Sales Dip 16% in Oct-Dec to 98,019 Units in Top 9 Cities: PropEquity**
Housing sales in India's top 9 cities fell 16% YoY to 98,019 units in Q4 2025, attributed to higher prices, limited launches, and costlier home loans.
News Source: [The Hindu Business Line](#)
- **India VC Funding Slips 11% in 2025 Despite Steady Deal Activity**
Venture capital funding in India declined 11% in 2025 despite steady deal volume, driven by global headwinds and cautious investor sentiment towards mega deals.
News Source: [The Hindu Business Line](#)
- **ISRO Launches LVM3 Bluebird Block 2, Heaviest Payload from Indian Soil**
ISRO set a record by launching its heaviest-ever satellite payload with the LVM3 Bluebird Block 2, carrying a US communication satellite, boosting its global launch reputation.
News Source: [The Hindu Business Line](#)
- **China Aims to Reset India Ties Amid LAC Calm, US Report Says**
A US report states China seeks to stabilize India relations post-LAC calm, focusing on economic and diplomatic engagement for future bilateral cooperation.
News Source: [The Hindu Business Line](#)
- **Select Group Buys ₹125 Crore Residential Property in Delhi's Westend**
Dubai-based Select Group acquired a ₹125 crore luxury residence in Delhi's Westend, reflecting global investor interest in India's premium residential market.
News Source: [The Hindu Business Line](#)
- **Pressto India Appoints Sumant Kasliwal as Managing Director and CEO**
Spanish laundry brand Pressto India named Sumant Kasliwal as MD & CEO to drive expansion, leveraging his retail and franchising experience for growth strategy.
News Source: [The Hindu Business Line](#)
- **Purandar Airport to Boost Pune GDP by 2%, Says Devendra Fadnavis**
Maharashtra Deputy CM Devendra Fadnavis announced the Purandar airport project will raise Pune's GDP by 2%, enhancing connectivity and economic prospects upon completion.
News Source: [The Hindu Business Line](#)

Disclosures and Disclaimer

Ventura Securities Limited (VSL) is a SEBI registered intermediary offering broking, depository and portfolio management services to clients. VSL is member of BSE, NSE and MCX-SX. VSL is a depository participant of NSDL. VSL states that no disciplinary action whatsoever has been taken by SEBI against it in last five years except administrative warning issued in connection with technical and venial lapses observed while inspection of books of accounts and records. Ventura Commodities Limited, Ventura Guaranty Limited, Ventura Insurance Brokers Limited and Ventura Allied Services Private Limited are associates of VSL. Research Analyst (RA) involved in the preparation of this research report and VSL disclose that neither RA nor VSL nor its associates (i) have any financial interest in the company which is the subject matter of this research report (ii) holds ownership of one percent or more in the securities of subject company (iii) have any material conflict of interest at the time of publication of this research report (iv) have received any compensation from the subject company in the past twelve months (v) have managed or co-managed public offering of securities for the subject company in past twelve months (vi) have received any compensation for investment banking merchant banking or brokerage services from the subject company in the past twelve months (vii) have received any compensation for product or services from the subject company in the past twelve months (viii) have received any compensation or other benefits from the subject company or third party in connection with the research report. RA involved in the preparation of this research report discloses that he / she has not served as an officer, director or employee of the subject company. RA involved in the preparation of this research report and VSL discloses that they have not been engaged in the market making activity for the subject company. Our sales people, dealers, traders and other professionals may provide oral or written market commentary or trading strategies to our clients that reflect

the opinions that are contrary to the opinions expressed herein. We may have earlier issued or may issue in future reports on the companies covered herein with recommendations/ information inconsistent or different those made in this report. In reviewing this document, you should be aware that any or all of the foregoing, among other things, may give rise to or potential conflicts of interest. We may rely on information barriers, such as "Chinese Walls" to control the flow of information contained in one or more areas within us, or other areas, units, groups or affiliates of VSL. This report is for information purposes only and this document/material should not be construed as an offer to sell or the solicitation of an offer to buy, purchase or subscribe to any securities, and neither this document nor anything contained herein shall form the basis of or be relied upon in connection with any contract or commitment whatsoever. This document does not solicit any action based on the material contained herein. It is for the general information of the clients / prospective clients of VSL. VSL will not treat recipients as clients by virtue of their receiving this report. It does not constitute a personal recommendation or take into account the particular investment objectives, financial situations, or needs of clients / prospective clients. Similarly, this document does not have regard to the specific investment objectives, financial situation/circumstances and the particular needs of any specific person who may receive this document. The securities discussed in this report may not be suitable for all investors. The appropriateness of a particular investment or strategy will depend on an investor's individual circumstances and objectives. Persons who may receive this document should consider and independently evaluate whether it is suitable for his/ her/their particular circumstances and, if necessary, seek professional/financial advice. And such person shall be responsible for conducting his/her/their own investigation and analysis of the information contained or referred to in this document and of evaluating the merits and risks involved in the securities forming the subject matter of this document. The projections and forecasts described in this report were based upon a number of estimates and assumptions and are inherently subject to significant uncertainties and contingencies. Projections and forecasts are necessarily speculative in nature, and it can be expected that one or more of the estimates on which the projections and forecasts were based will not materialize or will vary significantly from actual results, and such variances will likely increase over time. All projections and forecasts described in this report have been prepared solely by the authors of this report independently of the Company. These projections and forecasts were not prepared with a view toward compliance with published guidelines or generally accepted accounting principles. No independent accountants have expressed an opinion or any other form of assurance on these projections or forecasts. You should not regard the inclusion of the projections and forecasts described herein as a representation or warranty by VSL, its associates, the authors of this report or any other person that these projections or forecasts or their underlying assumptions will be achieved. For these reasons, you should only consider the projections and forecasts described in this report after carefully evaluating all of the information in this report, including the assumptions underlying such projections and forecasts. The price and value of the investments referred to in this document/material and the income from them may go down as well as up, and investors may realize losses on any investments. Past performance is not a guide for future performance. Future returns are not guaranteed and a loss of original capital may occur. Actual results may differ materially from those set forth in projections. Forward-looking statements are not predictions and may be subject to change without notice. We do not provide tax advice to our clients, and all investors are strongly advised to consult regarding any potential investment. VSL, the RA involved in the preparation of this research report and its associates accept no liabilities for any loss or damage of any kind arising out of the use of this report. This report/document has been prepared by VSL, based upon information available to the public and sources, believed to be reliable. No representation or warranty, express or implied is made that it is accurate or complete. VSL has reviewed the report and, in so far as it includes current or historical information, it is believed to be reliable, although its accuracy and completeness cannot be guaranteed. The opinions expressed in this document/material are subject to change without notice and have no obligation to tell you when opinions or information in this report change. This report or recommendations or information contained herein do/does not constitute or purport to constitute investment advice in publicly accessible media and should not be reproduced, transmitted or published by the recipient. The report is for the use and consumption of the recipient only. This publication may not be distributed to the public used by the public media without the express written consent of VSL. This report or any portion hereof may not be printed, sold or distributed without the written consent of VSL. This document does not constitute an offer or invitation to subscribe for or purchase or deal in any securities and neither this document nor anything contained herein shall form the basis of any contract or commitment whatsoever. This document is strictly confidential and is being furnished to you solely for your information, may not be distributed to the press or other media and may not be reproduced or redistributed to any other person. The opinions and projections expressed herein are entirely those of the author and are given as part of the normal research activity of VSL and are given as of this date and are subject to change without notice. Any opinion estimate or projection herein constitutes a view as of the date of this report and there can be no assurance that future results or events will be consistent with any such opinions, estimate or projection. This document has not been prepared by or in conjunction with or on behalf of or at the instigation of, or by arrangement with the company or any of its directors or any other person. Information in this document must not be relied upon as having been authorized or approved by the company or its directors or any other person. Any opinions and projections contained herein are entirely those of the authors. None of the company or its directors or any other person accepts any liability whatsoever for any loss arising from any use of this document or its contents or otherwise arising in connection therewith. The information contained herein is not intended for publication or distribution or circulation in any manner whatsoever and any unauthorized reading, dissemination, distribution or copying of this communication is prohibited unless otherwise expressly authorized. Please ensure that you have read "Risk Disclosure Document for Capital Market and Derivatives Segments" as prescribed by Securities and Exchange Board of India before investing in Securities Market.